



CFP-KIT bestehend aus ...

- Contoller DXM700 2.4 GHz 65 mW
- + Operator DIRECT SELECT
- + Touch Button K70 (inkl. LMB30LP)
- + 2x PSW-24-1 Power Supply

SPEZIFIKATIONEN

Power	Battery & DC Supply
IP Rating	IP20
EtherNet/IP	Yes
Modbus/TCP	Yes
RS-485	Yes
Wireless	Yes
Wireless Radio Frequency	2.4 GHz
Voltage	24 V dc
Power Supply	24 V dc 1.0 Amp
Point-to-Multipoint Topology	No
Star Topology	Yes
Tree Topology	No
Point-to-Point Topology	Yes
Relative Humidity	95%
Max Op. Temperature (°C)	60
Min Op. Temperature (°C)	-40
Battery Type/Size	Lithium/C

ACCESSORIES

DXM700 2.4 GHz 65 mW



DXM700-B1R3

DXM700 Controller
MultiHop Radio 2.4 GHz 65 mW
Outputs: 4 PNP
M7 Processor, 16MB Memory, LCD Display
RS485, Ethernet, USB

TL70 SERIES 70MM MODULAR TOWER LIGHT



TL70DXN2GYRQ

TL70 Wireless Tower Light, 2.4 GHz, Black Housing: 3-Color Indicator
Voltage: 12-30 V dc; Environmental Rating: IP65
Colors: Green Yellow Red
5-pin M12 Integral QD

70 MM ILLUMINATED TOUCH BUTTONS: K70 SERIES



K70DXN2T2GRYQ

K70 Wireless Touch Sensor Gen 2, 2.4 GHz, Black Housing: 3-Color Indicator
Voltage: 12-30 V dc; Environmental Rating: IP65
Colors: Green Red Yellow
5-pin M12 Integral QD

DIRECT SELECT




DX80N2DSTS

Wireless Operator Interface Node
2.4 GHz 65 mW, LCD Display 0-999
Multicolor Capacitive Touch

ACCESSORIES

BRACKETS

	<p>BWA-BK-020</p> <p>Magnets to be Used on Multiple Mounting Brackets 80 lb Pull Qty 2 1 in Screw Pack Included</p>
	<p>LMB30LP</p> <p>Bracket: Right-Angle, Low Profile Fits M30 Base 12 Gauge 300 Series Stainless Steel (No Hardware)</p>
	<p>LMBPTL110A45</p> <p>Bracket: For Use with PTL110 45 Degree Angle Bracket 300 Series Stainless Steel (Hardware Included)</p>

Call for Parts, Call for Service, Andon Application Guide




Call for Parts, Call for Service, Andon Introduction

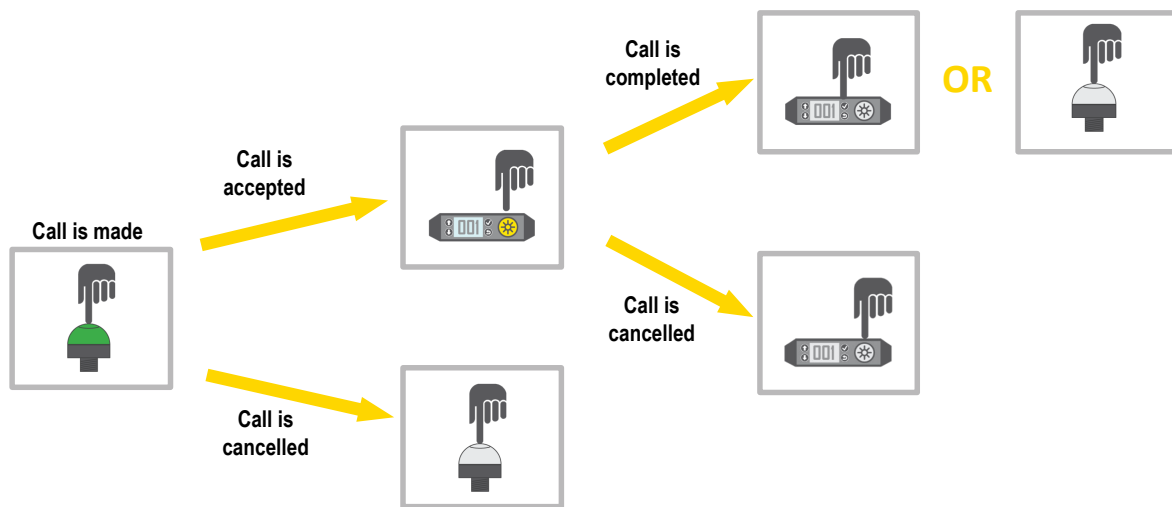
Increase production efficiency by developing a wireless call-for-parts/call-for-service/andon system that allows for 35 work stations to call out to 12 forklifts/mobile responders using the EZ-LIGHT K70 Touch and Direct Select Operator Interfaces.

This application enables quicker responses from forklift drivers and/or supervisors to indicate a request has been accepted. When creating a call system using wireless indicators, work stations can maintain a steady workflow and resolve critical issues quickly.

This application guide demonstrates how to bind the wireless Direct Select Operator Interfaces and K70 Wireless Touch Buttons to the DXM Controller and how to load pre-configured XML and ScriptBasic files. With the default settings, operators can quickly be up and running with a standalone call-for-parts solution. The system can be further customized for specific application requirements.

Total time of requests, number of requests, and total time to acknowledge requests are tracked, allowing analysis of average delivery and acknowledgement times for each station. Stations each have a single call light (K70 Touch) with a lighted response that is initially off. When pressed, the call light turns green momentarily to indicate that it was pressed, then changes to red to show the call was received by the controller. The light turns yellow after it is acknowledged by the supervisor or forklift driver with the Direct Select Operator Interface.

On the Direct Select Operator Interface, the display backlight turns on and displays the station number that requested service. Operators accept the call by pressing the capacitive touch button on the Direct Select Operator Interface. The display backlight turns off and shows the station number until either the operator or station confirms that the request has been completed by pressing the K70 touch again, or by pressing  (check) on the Direct Select Operator Interface Node. This system provides the information necessary to react quickly to work station requests and drive efficiency improvements based on data that was previously unavailable.



Guide Features and Benefits

Call for Parts, Call for Service, or Andon	35 call stations fitted with K70 Touch Button Nodes can have a single call for parts, call for service, andon, call for pallet pickup, etc. The system can be expanded to allow additional call stations as long as the total call station and mobile responder count does not exceed 47.
Call Response	12 Direct Select Operator Interfaces can be used on mobile responders to accept calls as soon as they are available. The system can be expanded to allow additional mobile response devices as long as the total call station and mobile responder count does not exceed 47.
Event Counters	Automatically tracks the total number of calls made, calls completed, calls cancelled, and more.
Email Alerts	Uses Banner Cloud Data Services (CDS) to generate email alerts if wait times are long or if there are too many stations in the queue.
Efficiency Metrics	Provides efficiency metrics, such as average call times, average wait times, and average times to acknowledge calls.
Remote Monitoring	Pushes data to Banner CDS, customer-specific cloud servers, or PLC for remote viewing, generating alerts, and logging data.